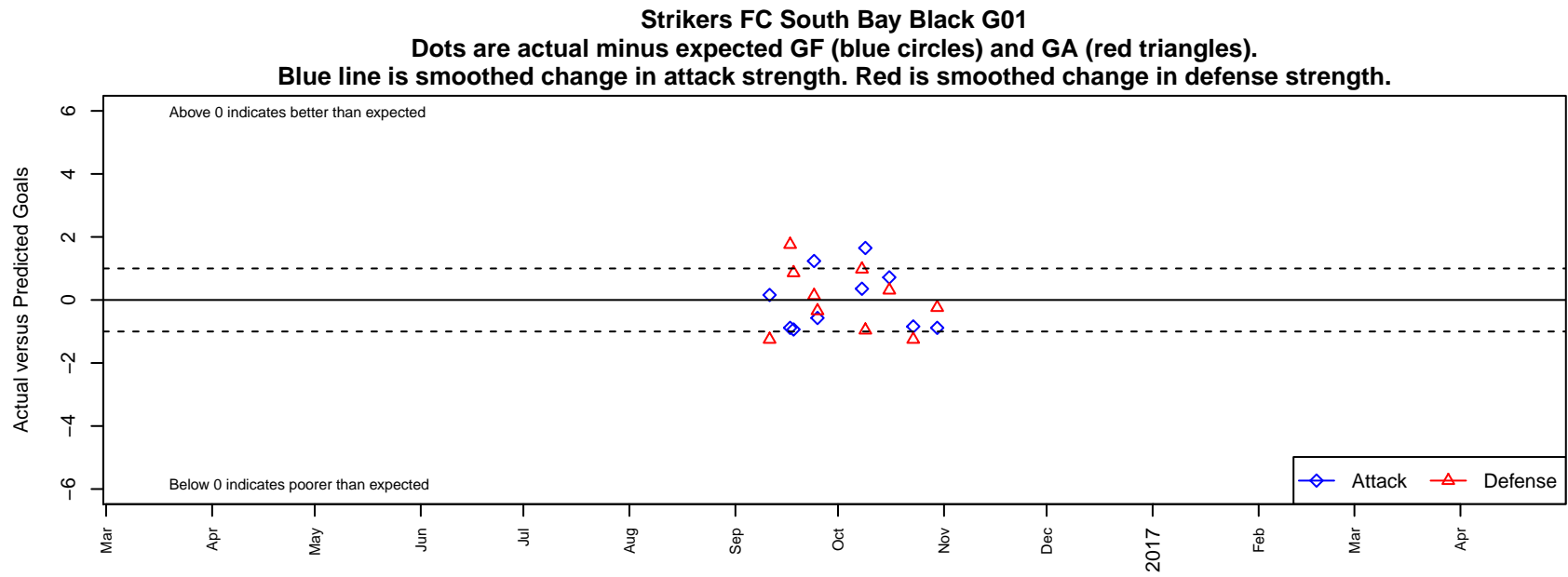


Strikers FC South Bay Black G01

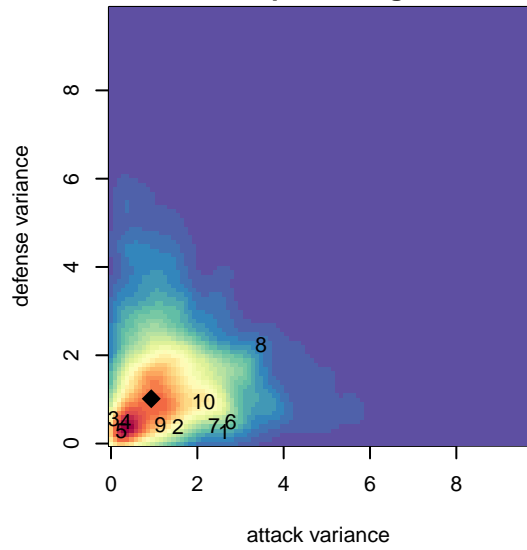
alt names used:

Venues played:
2016 SCDL FI1 U16

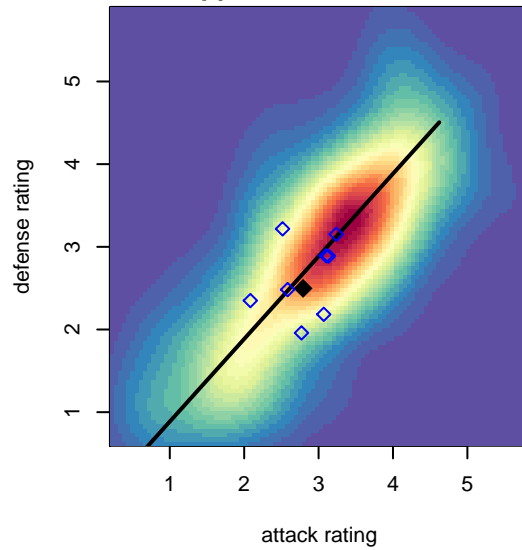
, CAS
G01 total strength=1563
attack=16.3 defense=12.15
fall league = SCDL FI1 U16



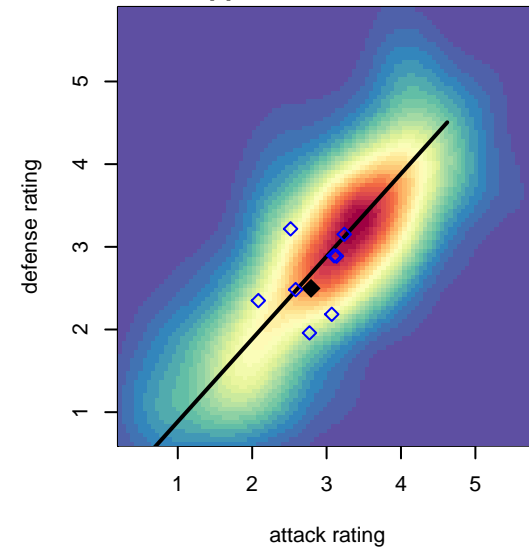
**attack and defense variance (black dot)
relative to other teams
and top 10 in region**



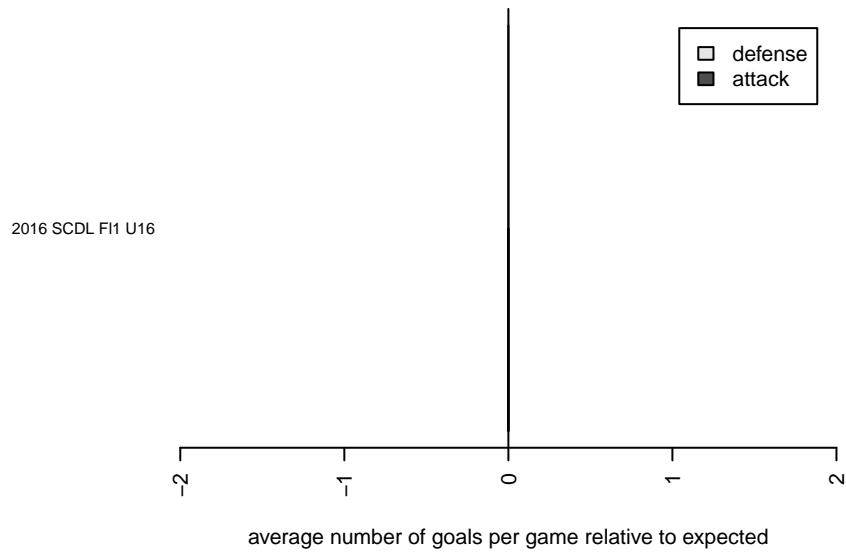
**attack and defense rating
relative to others at age
and all opponents in last 13 months**



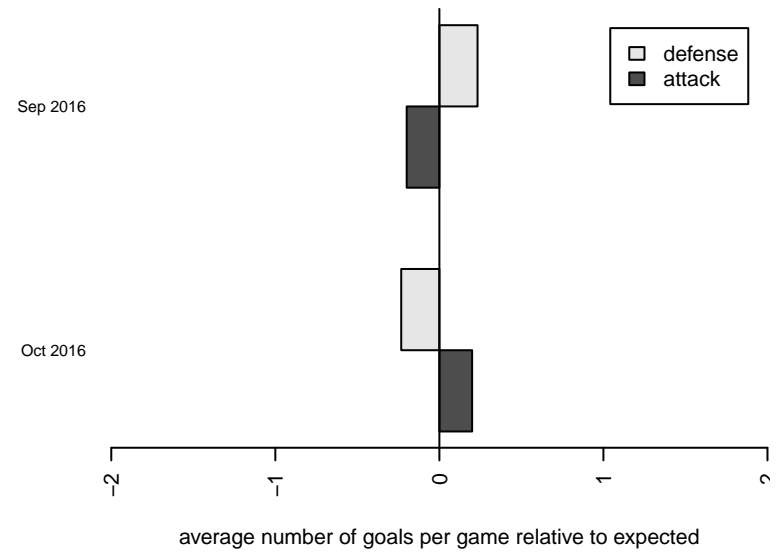
**attack and defense rating
relative to others at age
and all opponents in last 13 months**



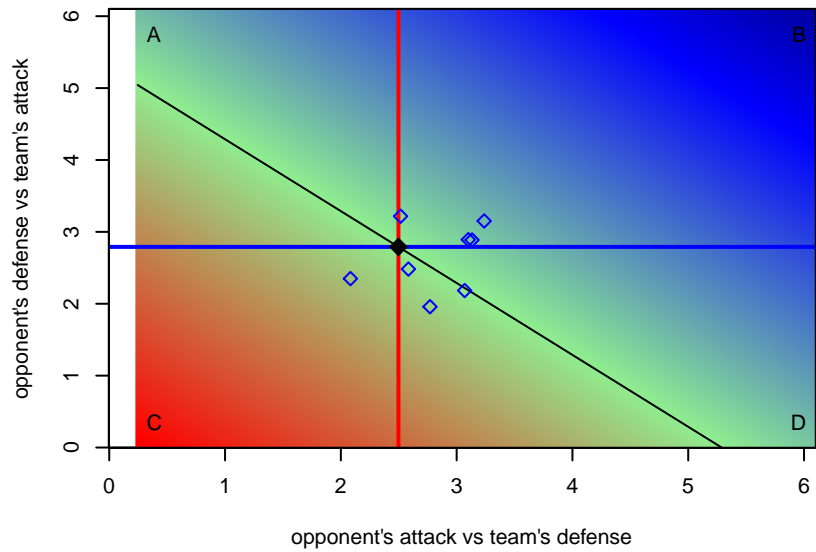
Performance relative to 13 month average



Performance relative to 13 month average



Distribution of opponents
 Red = Lose zone, Blue = Win zone, Green = Even
 Black line separates win/lose zones



lot. A=Neither has attack advantage, B=Opponent has both attack and defense advantage, C=Opponent has both attack and defense disadvantage, D=Both have

date	home		away		venue	pred.home	pred.away
2016-10-30	Strikers FC South Bay Black G01	0	Beach FC Kaufman G01	2	2016 SCDL F11 U16	0.88	1.76
2016-10-23	Strikers FC South Bay Black G01	1	Beach FC -Unk G01	3	2016 SCDL F11 U16	1.84	1.75
2016-10-16	CDA Slammers FC HB Nichols G01	1	Strikers FC South Bay Black G01	3	2016 SCDL F11 U16	1.31	2.28
2016-10-09	Strikers FC South Bay Black G01	3	LA Galaxy SB Gold G01	2	2016 SCDL F11 U16	1.35	1.04
2016-10-08	Pateadores Long Beach Blue G01	0	Strikers FC South Bay Black G01	1	2016 SCDL F11 U16	0.98	0.64
2016-09-25	Strikers FC South Bay Black G01	1	CDA Slammers FC Cerritos G01	1	2016 SCDL F11 U16	1.57	0.65
2016-09-24	Strikers FC South Bay Black G01	2	CDA Slammers SC HB Academy G01	2	2016 SCDL F11 U16	0.76	2.14
2016-09-18	Legends FC West G01	1	Strikers FC South Bay Black G01	0	2016 SCDL F11 U16	1.86	0.94
2016-09-17	Beach FC Kaufman G01	0	Strikers FC South Bay Black G01	0	2016 SCDL F11 U16	1.76	0.88
2016-09-11	Beach FC -Unk G01	3	Strikers FC South Bay Black G01	2	2016 SCDL F11 U16	1.75	1.84